

Log-in Information for the Critical Care Symposium 2023

This document will show you how to log in to participate in the 10th University of Maryland Department of Emergency Medicine Critical Care Symposium: Tough Cases in Critical Care

STEP 1: Go to ccs.umem.org

STEP 2: Click on **LOGIN** at the top of the homepage.



UMEM Other Events ▾ **Home** Event Portal **Login** 🔍

10TH UNIVERSITY OF MARYLAND EMERGENCY MEDICINE CRITICAL CARE SYMPOSIUM TOUGH CASES IN CRITICAL CARE

Proudly presented by the University of Maryland School of Medicine Department of Emergency Medicine



Wednesday
May 24, 2023



8:00 a.m. to 12:45 p.m. ET
{Baltimore, Maryland, USA}



VIRTUAL EVENT

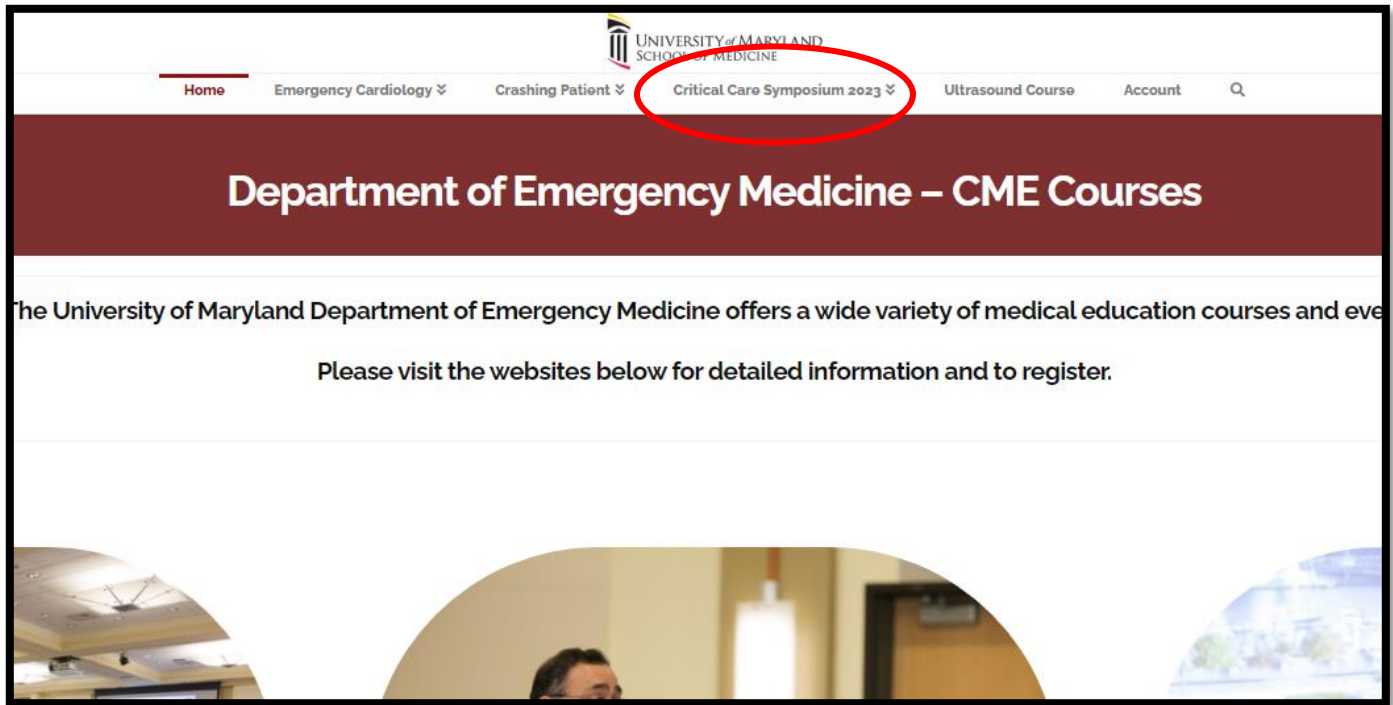
STEP 3: Log in using your **EMAIL ADDRESS** for your **USERNAME**, and the password you set during registration. The email should be the same as where you have received all communications about the conference. If you forgot your password, click on **FORGOT PASSWORD** to reset.

The screenshot shows the login page for the University of Maryland School of Medicine. It features a 'Username' field with the placeholder text 'Enter your email here.', a 'Password' field with a red arrow pointing to it and the text 'Password you set during registration.', a 'Remember Me' checkbox, a 'Log In' button with a mouse cursor, and a 'Forgot Password' link circled in red at the bottom.

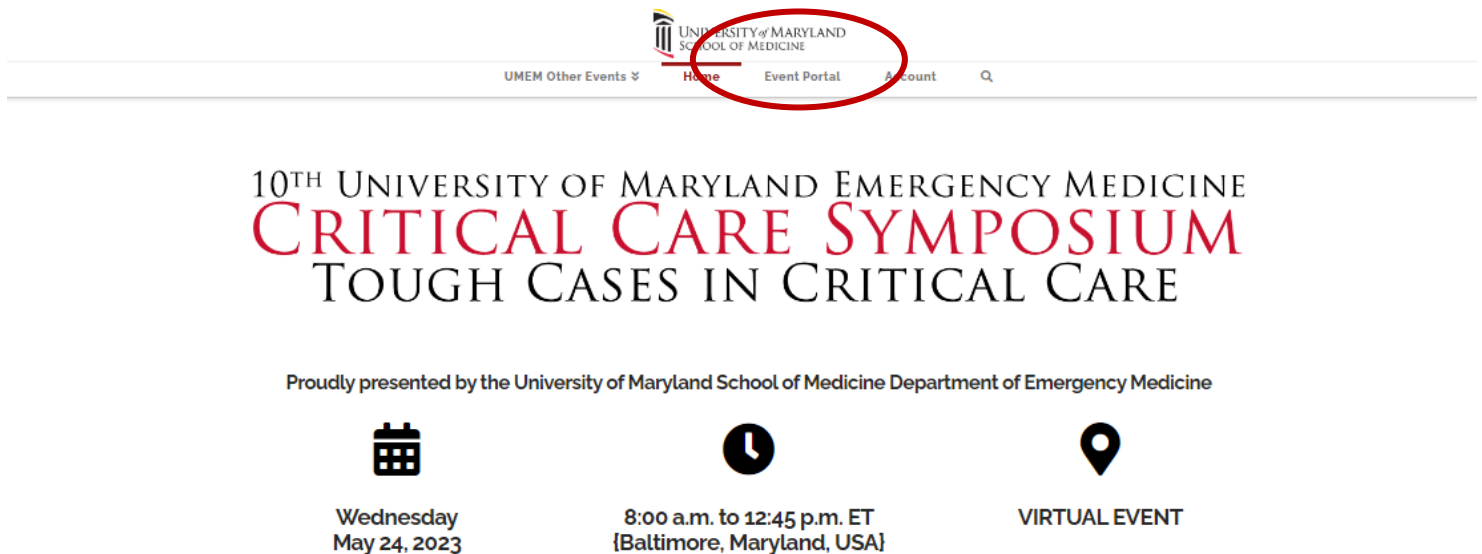
Make sure you put in the email address you used when you registered, then click on **REQUEST PASSWORD RESET**. It will then send you an email from **UMEM Events** with the subject line **[UMEM Events] Password Reset**. The email will include a password reset link.

Log-in Information for the Critical Care Symposium 2023

STEP 4: Now you are logged into the UMEM website. To access the Critical Care Symposium, click on **Critical Care Symposium 2023** at the top of the page.



STEP 5: Once you are on the Critical Care Symposium page, click on Event Portal. This is where you will have access to the LIVE video stream on May 24. This is also where the recordings will be posted after the live event.



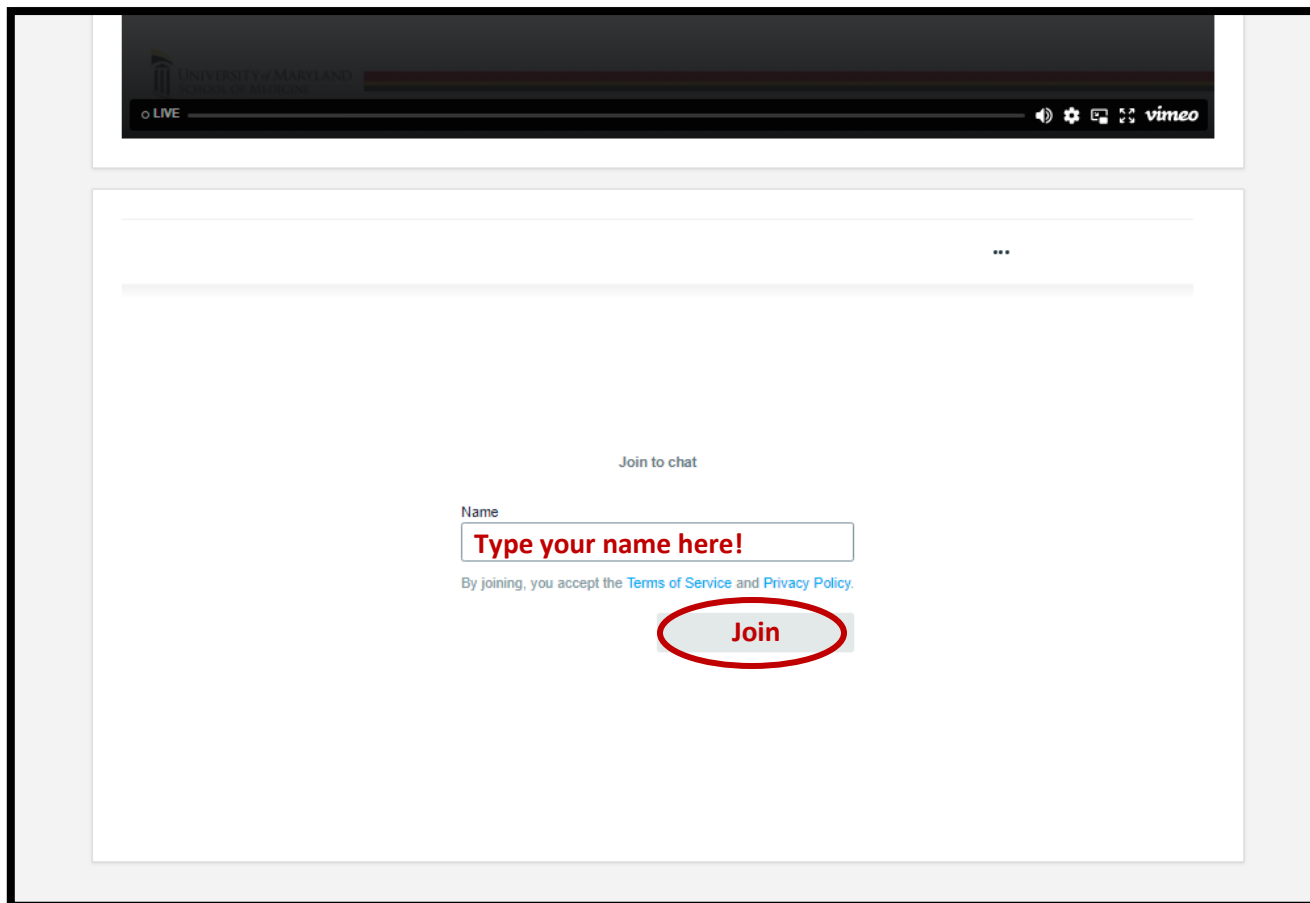
Log-in Information for the Critical Care Symposium 2023


STEP 6: You are now on the Event Portal page. This is where the livestream will be posted, as well as any handouts, program agendas, and surveys.

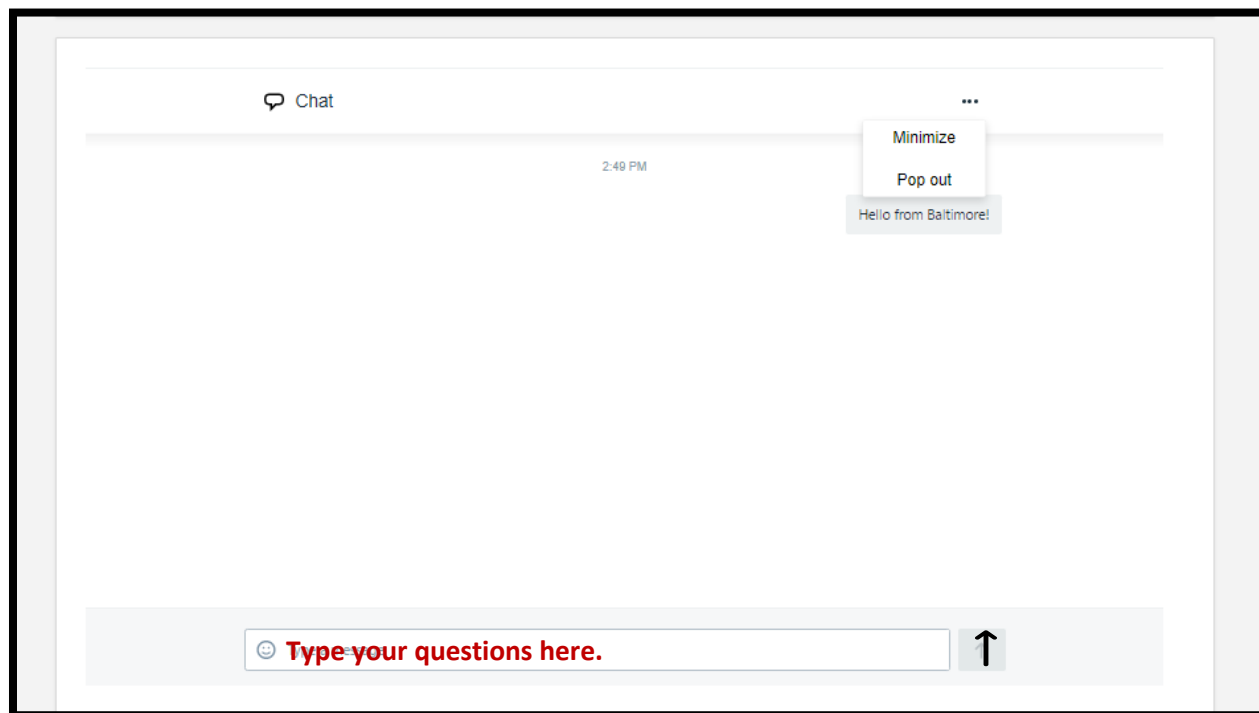
The screenshot shows the top navigation bar with the University of Maryland School of Medicine logo and links for 'UMEM Other Events', 'Home', 'Event Portal', and 'Login'. The main heading reads '10TH UNIVERSITY OF MARYLAND EMERGENCY MEDICINE CRITICAL CARE SYMPOSIUM TOUGH CASES IN CRITICAL CARE'. Below this is a 'Welcome to the Event Portal.' message and a 'Thank you for registering and joining us.' note. A sub-note states: 'On May 24th, the live stream from the lectures will be presented here along with the ability to chat with the speakers.' Three red buttons are visible: 'Symposium Program Agenda', 'Symposium Handouts', and 'Post-Symposium Survey'. The central video player area displays a black screen with white and red text: 'TENTH UNIVERSITY OF MARYLAND EMERGENCY MEDICINE CRITICAL CARE SYMPOSIUM "TOUGH CASES IN CRITICAL CARE"'. A white text overlay says 'This event is scheduled for May 24 at 08:00 AM'. The video player controls at the bottom show 'LIVE', volume, settings, and the Vimeo logo. Below the video player is a chat area with a 'Join to chat.' button and a 'Name' input field. A disclaimer at the bottom of the chat area reads: 'By joining, you accept the Terms of Service and Privacy Policy.'

Log-in Information for the Critical Care Symposium 2023

STEP 7: Directly below the video player, you will see the **CHAT BOX**. This is where you should post any questions and interact with the speakers and moderators.



Type your questions or message in the message box below, and click the 



Questions? Contact Doreen Lucadamo at dlucadamo@som.umaryland.edu