

## Log-in Information for the Critical Care Symposium 2024

This document will show you how to log in to participate in the 11<sup>th</sup> University of Maryland Department of Emergency Medicine Critical Care Symposium.

**STEP 1:** Go to [ccs.umem.org](https://ccs.umem.org)

**STEP 2:** Click on **LOGIN** at the top of the homepage. *(if you do not see LOGIN at the top, please scroll down to page 2, bottom of the page)*



# 11<sup>TH</sup> UNIVERSITY OF MARYLAND EMERGENCY MEDICINE CRITICAL CARE SYMPOSIUM

## CURRENT CONTROVERSIES IN CRITICAL CARE AND RESUSCITATION

Proudly presented by the University of Maryland School of Medicine Department of Emergency Medicine



Wednesday  
May 22, 2024



8:00 a.m. to 12:00 p.m. ET  
{Baltimore, Maryland, USA}



VIRTUAL EVENT

**STEP 3:** Log in using your **EMAIL ADDRESS** for your **USERNAME**, and the password you set during registration. The email should be the same as where you have received all communications about the conference. If you forgot your password, click on **FORGOT PASSWORD** to reset.

A screenshot of the login form on the website. The form is titled 'UNIVERSITY of MARYLAND SCHOOL OF MEDICINE'. It has two input fields: 'Username' with the placeholder text 'Enter your email here.' and 'Password' with a masked password '\*\*\*\*\*'. Below the password field is a 'Remember Me' checkbox which is checked. There is a red 'Log In' button with a yellow mouse cursor pointing to it. At the bottom of the form, there is a 'Forgot Password' link circled in red.

Make sure you put in the email address you used when you registered, the click on **REQUEST PASSWORD RESET**. It will then send you an email from **UMEM Events** with the subject line **[UMEM Events] Password Reset**. The email will include a password reset link.

## Log-in Information for the Critical Care Symposium 2024

**STEP 4:** Now you are logged into the UMEM website. To access the Critical Care Symposium Event Portal, click on **Critical Care Symposium 2024** at the top of the page. You can also access the Event Portal by hovering over the Critical Care Symposium in the menu bar, and selecting Event Portal.

University of Maryland School of Medicine logo

Home   Emergency Cardiology   The Crashing Patient   **Critical Care Symposium**   Ultrasound Course   Account   Q

Click Course to be redirected back to the **REGISTRATION** page

**Ninth Annual University of Maryland Emergency Medicine  
Emergency Cardiology Symposium  
"Cardiology Challenges"**

11<sup>TH</sup> UNIVERSITY OF MARYLAND EMERGENCY MEDICINE  
**CRITICAL CARE SYMPOSIUM**

**CURRENT CONTROVERSIES IN  
CRITICAL CARE AND RESUSCITATION**

Click Course to be redirected back to the **EVENT PORTAL** page

**Ninth Annual University of Maryland Emergency Medicine  
Emergency Cardiology Symposium  
"Cardiology Challenges"**

11<sup>TH</sup> UNIVERSITY OF MARYLAND EMERGENCY MEDICINE  
**CRITICAL CARE SYMPOSIUM**

**CURRENT CONTROVERSIES IN  
CRITICAL CARE AND RESUSCITATION**

**\*\*If you are already logged into the website, you will end up on the Symposium landing page. You will not see LOGIN on the menu bar. You will access the Event Portal by clicking EVENT PORTAL on the top menu.**

University of Maryland School of Medicine logo

UMEM Other Events   Home   **Event Portal**   Registration   Account   Q

11<sup>TH</sup> UNIVERSITY OF MARYLAND EMERGENCY MEDICINE  
**CRITICAL CARE SYMPOSIUM**

**CURRENT CONTROVERSIES IN  
CRITICAL CARE AND RESUSCITATION**

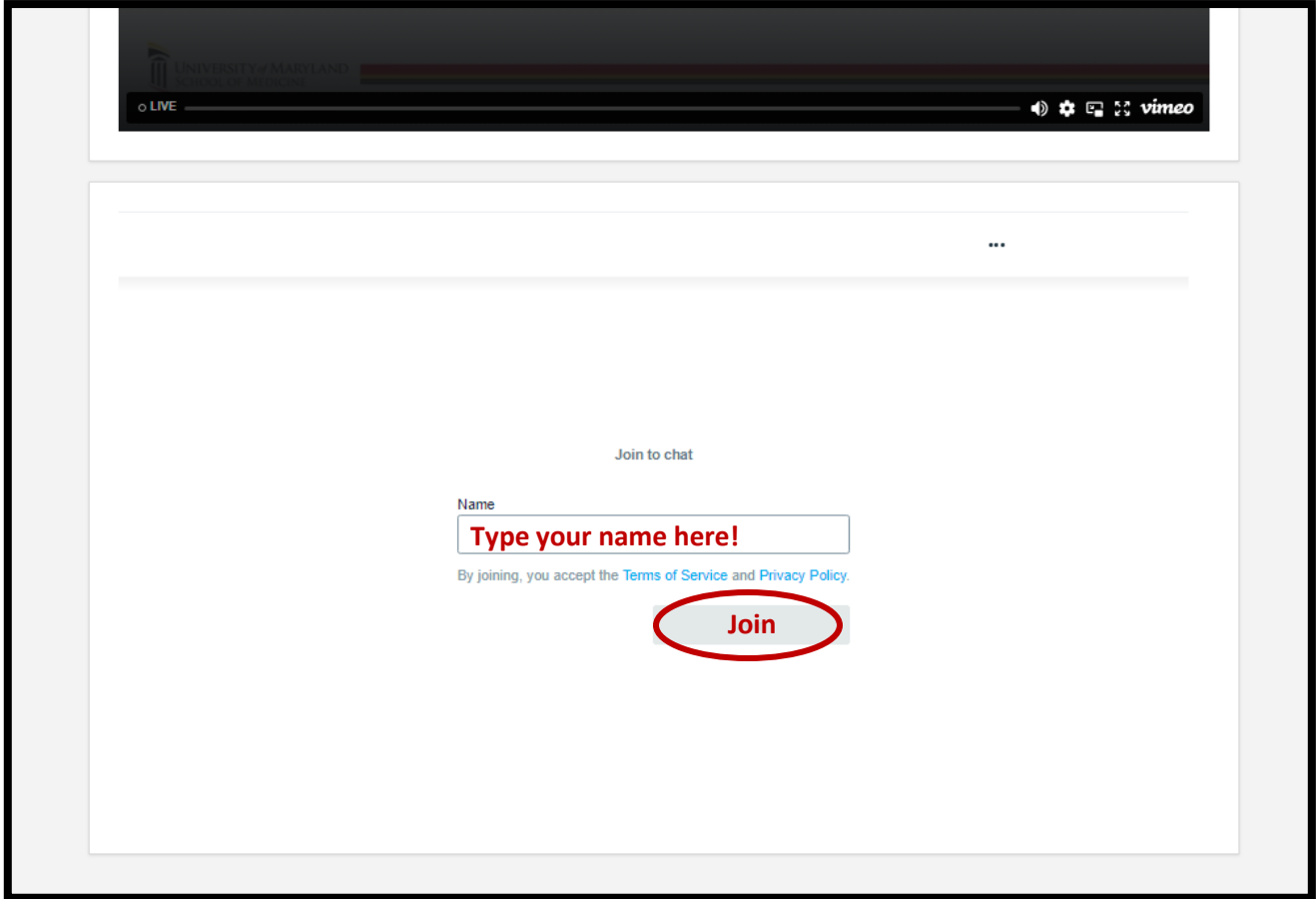
## Log-in Information for the Critical Care Symposium 2024


**STEP 5:** You are now on the Event Portal page. This is where the livestream will be posted, as well as any handouts, program agendas, and surveys.

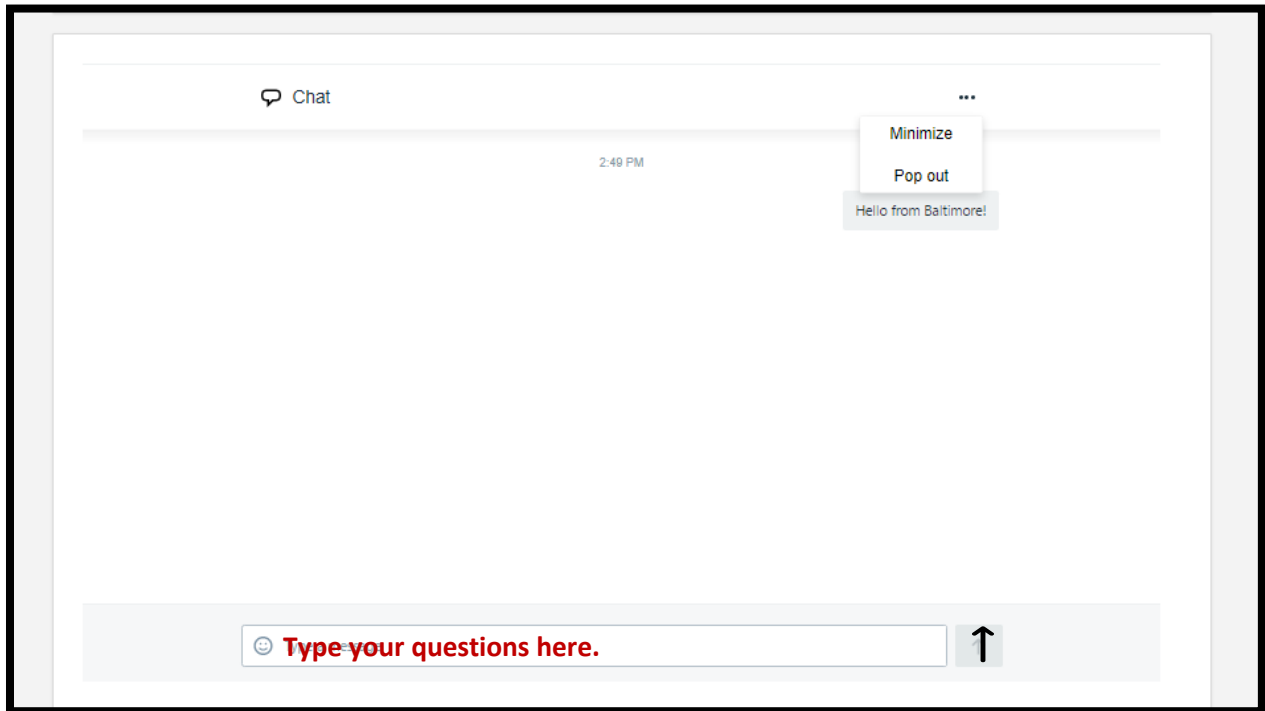
The screenshot shows the top navigation bar with links for UMEM Other Events, Home, Event Portal (highlighted), Registration, Account, and a search icon. Below the navigation is the event title: "11<sup>TH</sup> UNIVERSITY OF MARYLAND EMERGENCY MEDICINE CRITICAL CARE SYMPOSIUM" and the subtitle "CURRENT CONTROVERSIES IN CRITICAL CARE AND RESUSCITATION". A large heading reads "Welcome to the Event Portal." followed by a thank-you message and a note about the live stream on May 22nd. Three red buttons are visible: "Symposium Program Agenda", "Symposium Handouts", and "Post-Symposium Survey". The main content area features a video player on the left with a black overlay containing the event date and time: "This event is scheduled for May 22 at 07:30 AM". To the right of the video player is a registration form with a "Share your name to join" prompt, a "Name" input field, and buttons for "Join audience" and "Log in with Vimeo". A disclaimer at the bottom of the form states: "By joining the audience, you accept the Terms of Service and Privacy Policy."

## Log-in Information for the Critical Care Symposium 2024

**STEP 6:** On the side or directly below the video player, you will see the **CHAT BOX**. This is where you should post any questions and interact with the speakers and moderators.



Type your questions or message in the message box below, and click the 



### Frequently Asked Questions

**Will the live lectures be available after the LiveStream events on May 22?**

Yes! All of the presentations will be available on the Event Portal after the live events on May 22. Recordings will be available on the website starting Monday, May 27. An email will go out when the recordings are available.

**What time zone is the Symposium in?**

We will be lecturing from Baltimore, Maryland, U.S.A. on May 22, 2024. The time zone will be Eastern Daylight Time Zone (GMT-4). Please adjust your viewing based on the time zone you live in so that you don't miss a lecture (but remember – if you do miss something, everything is recorded!).

**I am having issues with the LiveStream.**

We use Vimeo as our video player. This platform is best when using the following browsers: Chrome, Firefox, Microsoft Edge and Safari. If you are having issues, make sure your web browser is updated. If your browser is updated, try refreshing your browser to see if the stream starts up again. Sometimes firewalls set by the network you are on (i.e. your work network) could impact your streaming experience. If this is the case, it might be best to try using a Wi-Fi network that allows you easier access to streaming services.

**How do I claim continuing education credits/receive my certificate of participation?**

To submit for CEU/CME or a certificate of participation you must view the lectures, and then complete the post-Conference survey. You can access the survey on the Event Portal website for each of the day's by clicking on the button that says Post-Event Survey above the video player. The link will also be emailed out after the live event.

Surveys must be completed no later than June 22 to qualify for continuing education credits.

**I have completed the survey. How long will it take to get my certificate?**

Once you have completed the survey, certificates will be emailed out on a rolling basis. Please allow for 10-15 business days once you have submitted your survey for your certificate to be emailed to you.

**Still have questions?**

Please send all questions to Doreen Lucadamo (*Senior Program Coordinator, Courses/Conferences*) at [dlucadamo@som.umaryland.edu](mailto:dlucadamo@som.umaryland.edu).

During the Live Symposium on May 22, responses will be delayed as Doreen will be moderating the Chat Box while the live event is taking place.